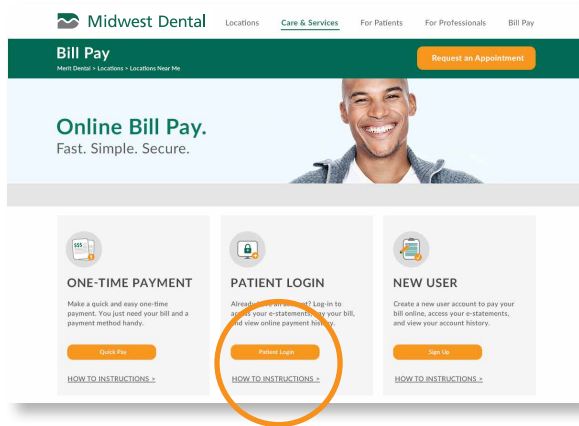
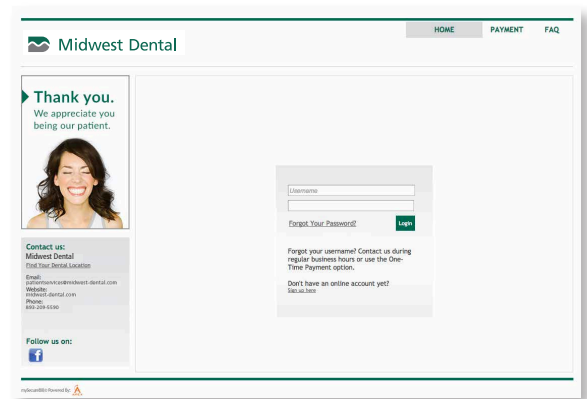


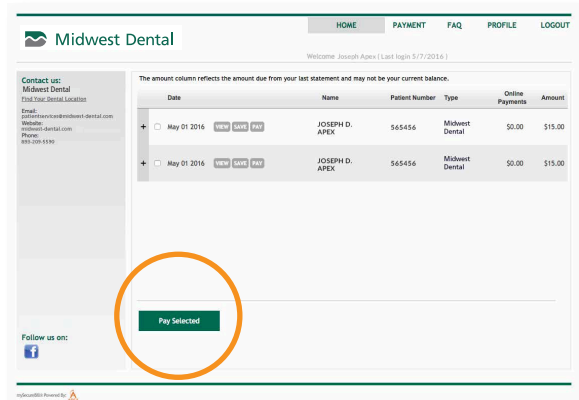
## HOW TO MAKE AN ONLINE PAYMENT - FOR REGISTERED USERS



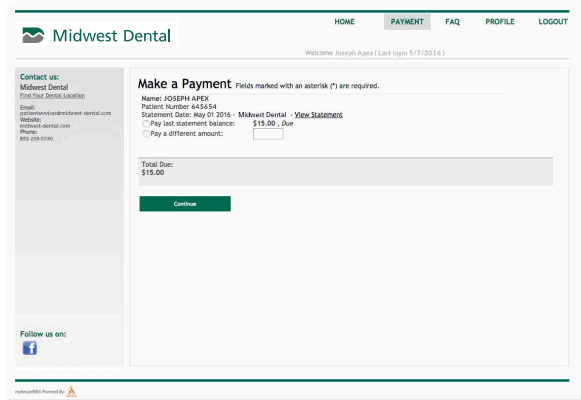
**1** Click the **Patient Login** button on the [midwest-dental.com/billpay](http://midwest-dental.com/billpay) website under the Patient Login section.



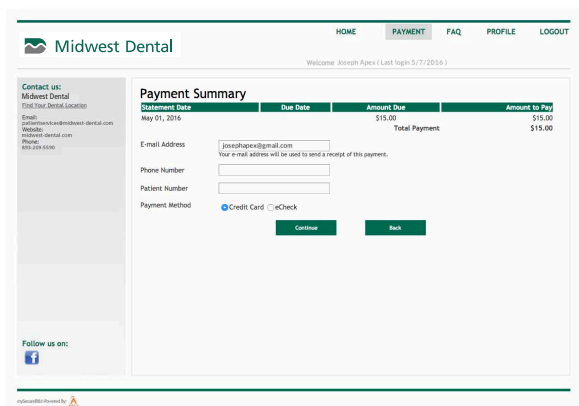
**2** Enter your username and password and click the **Login** button



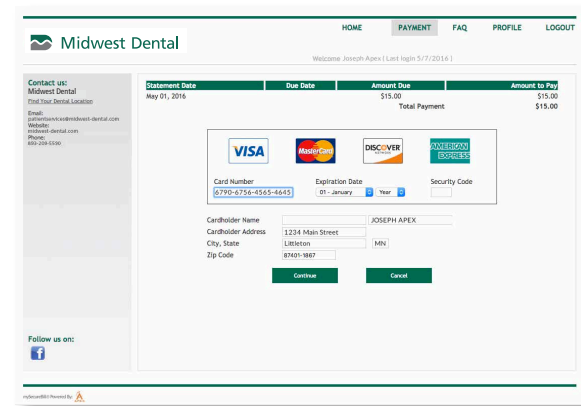
**3** After logging in, select the statement you wish to pay on and click the **Pay Selected** button located at the bottom of your screen.



**4** Select to pay the last statement balance or pay a different amount and click **Continue**.



**5** Enter your email address to receive a receipt of the payment. Fill in the remaining phone number and patient number fields and select method of payment (Credit Card or eCheck) and click **Continue**.



**6** Enter your payment information and click **Continue** to process your payment. You will receive a receipt to your email confirming payment. All payments will be processed within 3-5 business days.